

Huntington **Asset Allocation Funds**

Simple choices.

Sophisticated solutions.



• NOT A DEPOSIT • NOT FDIC INSURED • NOT INSURED BY ANY FEDERAL GOVERNMENT AGENCY  
• NOT BANK GUARANTEED • MAY LOSE VALUE

 **Huntington Funds**

# Asset allocation. The key to investment performance.

More than any other strategy, diversifying your portfolio may be the most critical strategy you can use to help make the most of your investment. Putting all your eggs—or dollars—in one basket may expose your money to a high degree of risk. By allocating portions of your assets among a variety of investments, you have the potential to capture the performance of each, while managing the risk in any single market or security over time.

Research has shown that asset allocation accounts for more than 90 percent of an investment portfolio's results. By comparison, stock selection and market timing may make little difference. Of course, asset allocation does not guarantee a profit or protect against loss.

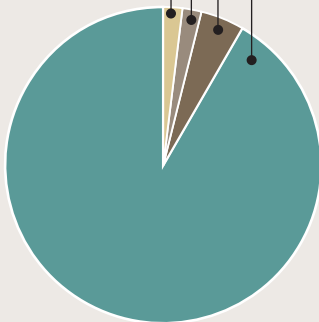
## How does asset allocation work?

As the market fluctuates, different investment styles and classes typically don't move in sync. Following an asset allocation strategy means diversifying your assets among a broad range of investment classes and types, like equities and bonds or small cap, large cap and foreign stocks. By being invested in a wide array of security types that act differently in given market environments, you can potentially cushion yourself against uncompensated risk.



## Sources of Investment Performance

Asset Allocation	91.5%
Stock Selection	4.6%
Market Timing	1.7%
Other	2.2%



Source: *Financial Analysts Journal*, January/February 1995

# Diversification in one investment.

**With the number of investment types available today,  
investors can be overwhelmed by the choices.**

Some investors chase investment returns or try to time the market or simply do nothing at all. At Huntington, we help you focus first on your long-term investment objectives and then select the funds that may be right for you.

## **Simple and Cost-Effective.**

We've designed three Huntington Asset Allocation Funds to allow you to access a diversified set of investments with cost-effectiveness and simplicity in mind. Each is a "fund of funds" that invests all of its assets in other Huntington Funds ("Underlying Funds"). Each offers a distinct, comprehensive investment program designed to fit the investment objective and risk tolerance of different investors.



# Who can predict the markets?

Diversifying a portfolio across many asset classes and styles may smooth out the ups and downs of the market.

Annual Returns of Asset Classes and a Diversified Portfolio (2001-2010)

	2001	2002	2003	2004	2005	2006	2007	2008	2009	2010
Best	Fixed Income 8.42%	Fixed Income 10.27%	Foreign Stocks 39.17%	Small Cap 22.65%	Foreign Stocks 14.92%	Foreign Stocks 26.86%	Large Cap Growth 11.81%	Fixed Income 5.24%	Mid Cap Blend 37.38%	Mid Cap Blend 26.64%
	Small Cap 6.54%	Cash 1.78%	Small Cap 38.80%	Foreign Stocks 20.70%	Mid Cap Blend 12.56%	Large Cap Value 22.25%	Foreign Stocks 11.63%	Cash 2.06%	Large Cap Growth 37.21%	Small Cap 26.31%
	Cash 4.42%	Diversified Portfolio -11.31%	Mid Cap Blend 35.62%	Large Cap Value 16.49%	Small Cap 7.68%	Large Cap Blend 15.80%	Mid Cap Blend 7.98%	Diversified Portfolio -28.04%	Foreign Stocks 32.46%	Large Cap Growth 16.71%
	Mid Cap Blend -0.60%	Mid Cap Blend -14.51%	Large Cap Value 30.03%	Mid Cap Blend 16.48%	Diversified Portfolio 7.46%	Small Cap 15.12%	Fixed Income 6.96%	Small Cap -31.07%	Large Cap Blend 26.46%	Large Cap Value 15.51%
	Diversified Portfolio -4.58%	Small Cap -14.63%	Large Cap Growth 29.75%	Diversified Portfolio 12.96%	Large Cap Value 7.05%	Diversified Portfolio 13.76%	Large Cap Blend 5.49%	Mid Cap Blend -36.23%	Small Cap 25.57%	Large Cap Blend 15.06%
	Large Cap Value -5.59%	Large Cap Value -15.52%	Large Cap Blend 28.69%	Large Cap Blend 10.87%	Large Cap Growth 5.26%	Mid Cap Blend 10.32%	Diversified Portfolio 5.48%	Large Cap Value -36.85%	Diversified Portfolio 21.42%	Diversified Portfolio 14.73%
	Large Cap Blend -11.88%	Foreign Stocks -15.66%	Diversified Portfolio 24.05%	Large Cap Growth 6.30%	Large Cap Blend 4.89%	Large Cap Growth 9.07%	Cash 5.03%	Large Cap Blend -37.00%	Large Cap Value 19.69%	Foreign Stock 8.21%
	Large Cap Growth -20.42%	Large Cap Blend -22.10%	Fixed Income 4.11%	Fixed Income 4.34%	Cash 3.06%	Cash 4.83%	Large Cap Value -0.17%	Large Cap Growth -38.44%	Fixed Income 5.93%	Fixed Income 6.54%
Worst	Foreign Stocks -21.21%	Large Cap Growth -27.88%	Cash 1.15%	Cash 1.33%	Fixed Income 2.43%	Fixed Income 4.33%	Small Cap -0.30%	Foreign Stocks -43.06%	Cash 0.21%	Cash 0.13%

Source: Investment View.

**Past performance is not indicative of future results. Indices are unmanaged, are not available for direct investment and do not represent the performance of a single fund.**

Large Cap Value and Large Cap Growth are represented by the Russell 1000® Value Index and Russell 1000® Growth Index; Large Cap Blend is represented by the S&P 500®; Mid Cap Blend is represented by the S&P MidCap 400 Index; Small Cap Blend is represented by the S&P SmallCap 600® Index; Foreign Stocks are represented by the MSCI®EAFE® Index; Fixed Income is represented by the Barclays Capital Aggregate Bond Index; Cash is represented by the Merrill Lynch 3-Month T-Bill; Diversified Portfolio is the average return of the eight index-defined categories. It does not represent any specific index. Diversification does not assure profit or protect against loss in a declining market.

# Tactical allocation helps give you a significant edge on your overall performance.

## **Huntington strategists employ a tactical asset allocation strategy in the Asset Allocation Funds to capitalize on potential opportunities in the market.**

Historically, different sectors of the market have performed well at different times. While the international sector increases in value, domestic securities may be growing less rapidly or even decreasing. Similarly, the value and growth sectors may behave differently from each other.

The investments in the Huntington Asset Allocation Funds are selected to offer an efficient mix of risk and return that is designed to meet your particular objectives. For each Fund, we look first to the appropriate balance of equity and fixed income. Then, based on our tactical allocation strategy, we select specific Huntington Funds to create a portfolio that will reflect the risk/reward profile for the given Huntington Asset Allocation Fund. The resulting portfolios have the potential to deliver robust long-term performance over a wide range of market conditions.

Over time, we view temporary imbalances in financial markets and sectors as opportunities to improve overall performance and respond by making small tactical adjustments to rebalance the portfolios.

In addition, we formally review the Funds' tactical asset allocation each month, generally making two to four tactical asset allocation changes during the year. Of course, that number may vary based on changing market conditions and the potential we believe they present to help you meet your investment goals.

# Your goals, your choice.

## Huntington is committed to helping find the right solution for you.

Your investing personality is unique. It reflects your specific financial objectives and the time you have to reach them, whether you are saving for your children's college educations, dreaming of a vacation home or planning for retirement.

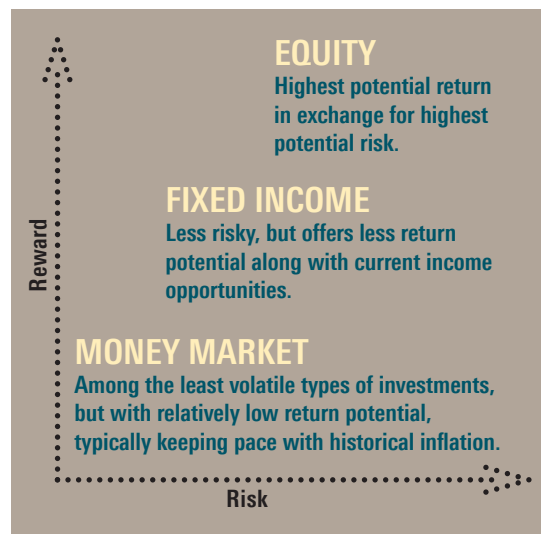
While each Huntington Asset Allocation Fund is a diversified portfolio, we've designed them to meet the needs of three different kinds of investors, from growth oriented to conservative. A key step in selecting an investment that's right for you is to identify your level of comfort with investment risk and market volatility. Generally, portfolios with a significant investment in equities offer the greatest potential for return but at relatively higher risk. Portfolios invested primarily in fixed-income securities tend to be lower risk with lower overall return potential along with opportunities for current income.

On the following pages, you'll find an investor profile and detailed descriptions of the Funds, which along with your financial professional's guidance, will help you select the Fund best suited for your investing personality.



**Higher Risk/Higher Potential Return**

**Lower Risk/Lower Potential Return**



# What's your investing style?

The following investor profile, along with the help of your financial representative, will help you determine your risk/return profile and long-term strategy. Add up your points and refer to page 9 to see which Huntington Asset Allocation Fund best suits your investing style.

## What is the primary objective that best describes your investment goal?

- To preserve my assets ..... 1
- To generate income from my assets..... 2
- To generate income and grow my assets ..... 3
- To grow my assets ..... 4

## What is your investment time horizon?

- Less than 3 years..... 1
- 3 – 5 years..... 2
- 6 – 10 years..... 3
- More than 10 years..... 4

## What is your current age?

- Over 65 ..... 1
- 55-65 ..... 2
- 40-55 ..... 3
- Under 40..... 4

## Over the next 10 years, what is your expectation for future income from sources other than investments?

- It will greatly decrease ..... 1
- It will stay the same..... 2
- It will increase moderately ..... 3
- It will greatly increase ..... 4

## How long could you cover monthly living expenses with cash and liquid assets\* you currently have on hand?

- 1-3 months ..... 1
- 4-6 months ..... 2
- 7-12 months ..... 3
- 13 months or more..... 4

\*Liquid assets are defined as any account you can access today without incurring a loss in value.

## Which of the following statements best describes your reaction if the value of your portfolio was to suddenly decline by 15%?

- I would be very concerned because I cannot accept fluctuations in the value of my portfolio..... 1
- If the amount of income I received was unaffected, the balance of my portfolio would not bother me. .... 2
- I invest for long-term growth but would be concerned about even a temporary decline..... 3
- I invest for long-term growth and accept temporary changes due to market fluctuation..... 4

## What is your experience with investing?

- Very limited or no experience with stocks and bonds ..... 1
- Some experience with stocks and bonds..... 2
- Extensive experience with stocks and bonds..... 3
- Very extensive experience with stocks and bonds, including riskier asset classes (small cap stocks, international stocks and bonds) ..... 4

## You have just received a substantial sum of money. How would you invest it?

- I would invest in something with low risk and less return..... 1
- I would invest in something with moderate risk and moderate return. .... 2
- I would invest in something with moderately high risk and moderately higher returns. .... 3
- I would invest in something offering substantial returns even though it has a higher amount of risk. .... 4

**Total Points:**

The categorization of investor styles in terms of the results of the quiz are simply suggestions for consideration. This material is not intended to replace the advice of a qualified financial and or personal advisor, investment professional or insurance agent. Before making any financial commitment regarding the issues discussed here, consider consulting with the appropriate professional advisor to determine risk tolerances and the suitability of various investments and asset allocations in view of your individual, financial, investment, tax, family and other personal considerations.

Huntington Asset Allocation Funds give you the opportunity to participate in the growth potential and earning power of hundreds of individual stocks, bonds and money market securities.



# Choose your Huntington Asset Allocation Fund.

## Huntington Conservative Allocation Fund

Ticker: HCAFX Cusip: 446327140

Primarily invested in fixed-income securities. Opportunities for high current income (that investors can use or allow to compound) with a relatively low amount of risk.

## Huntington Balanced Allocation Fund

Ticker: HBAFX Cusip: 446327157

Invested in a mix of equity and fixed income. Opportunities for moderate growth and income with a moderate amount of risk.

## Huntington Growth Allocation Fund

Ticker: HGRFX Cusip: 446327132

Primarily invested in equities. Opportunities for high growth and some income with a relatively high amount of risk.

# Target investments for the Funds.

We continually monitor the target allocations as markets rise and fall, rebalancing as needed to help keep the strategy working for you.

Total Points from page 7:

8-16

17-24

25-32

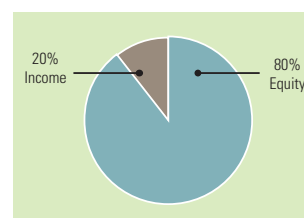
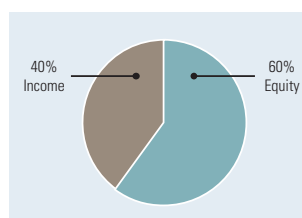
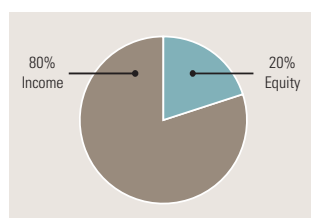
## Allocation Fund

### Conservative

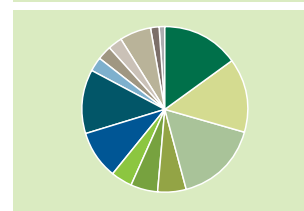
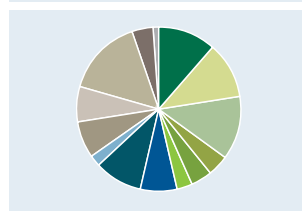
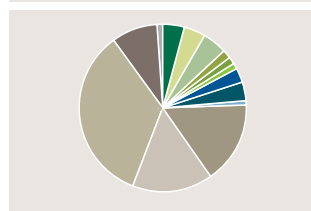
### Balanced

### Growth

## Target Allocation\*



## Examples of Underlying Fund Allocations



### EQUITY FUNDS

- Income Equity
- Macro 100
- Growth
- Dividend Capture
- Mid Corp America
- New Economy
- Situs
- International Equity
- Global Select Markets

Income Equity	4.3%
Macro 100	4.2%
Growth	4.7%
Dividend Capture	1.6%
Mid Corp America	1.5%
New Economy	1.2%
Situs	2.7%
International Equity	3.5%
Global Select Markets	0.8%

Income Equity	11.5%
Macro 100	11.1%
Growth	12.6%
Dividend Capture	4.2%
Mid Corp America	4.1%
New Economy	3.1%
Situs	7.1%
International Equity	9.5%
Global Select Markets	2.2%

Income Equity	15.0%
Macro 100	14.5%
Growth	16.5%
Dividend Capture	5.5%
Mid Corp America	5.4%
New Economy	4.1%
Situs	9.4%
International Equity	12.4%
Global Select Markets	2.9%

### FIXED INCOME FUNDS

- Short-Inter. Fixed Income
- Intermediate Gov't. Income
- Fixed Income Securities
- Mortgage Securities

Short-Inter. Fixed Income	15.8%
Intermediate Gov't. Income	15.8%
Fixed Income Securities	33.9%
Mortgage Securities	9.0%

Short-Inter. Fixed Income	7.1%
Intermediate Gov't. Income	7.1%
Fixed Income Securities	15.3%
Mortgage Securities	4.1%

Short-Inter. Fixed Income	2.8%
Intermediate Gov't. Income	2.8%
Fixed Income Securities	6.1%
Mortgage Securities	1.6%

### CASH

- Money Market Fund

Money Market Fund	1.0%
-------------------	------

Money Market Fund	1.0%
-------------------	------

Money Market Fund	1.0%
-------------------	------

Models are for illustration purposes only. Overall asset classes may vary by 10 percent. Money Market Fund holdings may vary between 0 - 15 percent.

\*Actual fund combinations are regularly adjusted based on the outlook for the economy and financial markets.

## Our Top-Down Investment Process

### ECONOMIC FORECAST / ANALYSIS

We begin with a rigorous review of economic and capital market trends. We then look at the historical behavior of those trends, interest rate forecasts and stock and bond market analyses.

### STOCK (EQUITY) SELECTION

**Sector and Industry Focus:** We identify which sectors and industries we believe are most likely to over or under perform.

**Securities Selection:** We then search the universe of more than 7,500 companies; applying our quantitative, qualitative and technical analysis to each investment candidate selected.

### FIXED INCOME (BOND) SELECTION

**Bond Market Analysis:** We study supply and demand, yield curve, sectors, bond values as a backdrop.

**Bond Selection:** We then match potential investment candidates to our investment policy, income and liquidity requirements for the Funds.

**Portfolio Construction:** We design each Fund to have an appropriate balance in sector allocation, maturity distribution, credit concentration and security selection.

### OPTIMIZATION

We look to each Fund's objectives and risk constraints and seek to maximize return and minimize risk.

### TACTICAL ALLOCATION

Using strategic combinations of Huntington Funds, we design the Huntington Asset Allocation Funds to put your money to work in major financial markets, making tactical asset allocation changes as needed.

## Invest with confidence.

**Disciplined strategies executed by a team of professionals guide the decision-making process for every Huntington Fund.**

The "fund of funds" approach of the Huntington Asset Allocation Funds brings together the collective expertise of the investment managers of Huntington Funds, which include some of the most experienced investment managers in the industry. The investment professionals of Huntington Asset Advisors, Inc. (HAA), advisor to the Funds, average more than 25 years in the investment business and over fourteen years with Huntington Bank or its affiliates.

**One philosophy and process underlies all our investment decisions.**

Today, more than ever, global economies and shifting trends impact the marketplace presenting opportunities and risks. Our investment decisions are shaped by a continual analysis of U.S. and international economic trends, forecasts of interest rates and a review of the stock and bond markets.


Through a top-down approach, which begins with a broad forecast and analysis and ends with the selection of a specific stock or bond, HAA's investment team can take advantage of opportunities on behalf of Fund shareholders, first in the Underlying Funds, and then in the Huntington Asset Allocation Funds' portfolios.

# Blending art and science.

**The Huntington Asset Allocation Funds take advantage of our fully-integrated team of investment strategists, analysts and traders who follow an extensive system of disciplines.**

Managing money always demands a blending of art and science. At Huntington, our staff's experience and talent contribute the art. Our disciplines provide the science.

Today Huntington Bank and its affiliates manage nearly \$14.5 billion\* for individuals, institutions, endowments, foundations, retirement plans, IRAs and municipalities across six states. HAA is a wholly-owned subsidiary of The Huntington National Bank, which is the principal subsidiary of Huntington Bancshares Incorporated, a regional bank holding company headquartered in Columbus, Ohio with \$54 billion\* in assets.



\* as of December 31, 2010

## Important Notes

*Indices on page 4:* The indices shown here are unmanaged indices used as general measures of market performance. It is not possible to invest directly in an index. Calculations assume dividends and capital gains are reinvested and do not include managerial expenses.

*Barclays Capital U.S. Aggregate Bond Index:* An unmanaged index composed of securities from the Barclays Capital Government/Corporate Bond Index, Mortgage-Backed Securities Index and the Asset-Backed Securities Index. Total return comprises price appreciation/depreciation and income as a percentage of the original investment. Indices are rebalanced monthly by market capitalization.

*MSCI Europe, Australasia and Far East Index (EAFE):* An unmanaged market capitalization-weighted equity index comprising 20 of the 48 countries in the MSCI universe and representing the developed world outside of North America. Each MSCI country index is created separately, then aggregated, without change, into regional MSCI indices. EAFE performance data is calculated in U.S. dollars and in local currency.

*Russell 1000® Growth Index:* Measures the performance of those Russell 1000 companies with higher price-to-book ratios and higher forecasted growth companies.

*Russell 1000® Value Index:* Measures the performance of those Russell 1000 companies with lower price-to-book ratios and lower forecasted growth values.

*S&P 500 Index:* An unmanaged capitalization-weighted index of 500 stocks designed to measure performance of the broad domestic economy through changes in the aggregate market value of 500 stocks representing all major industries.

*S&P SmallCap 600:* An unmanaged index which generally represents all major industries in the small-cap range of the U.S. stock market.

*S&P MidCap 400 Index:* An unmanaged capitalization-weighted index of common stocks representing all major industries in the mid-range of the U.S. stock market.

*3-Month T-Bill:* An average reflecting the annualized monthly yield on all actively traded T-Bills maturing in 90 days quoted on a discounted basis in the secondary market. The 3-Month Treasury Bill is guaranteed by the U.S. Government as to payment of principal and interest, yet involves risk to principal loss if sold prior to maturity.

*Diversified:* The average return of the eight index-defined categories. It does not represent any specific index.

Because the Funds invest in other Funds, the Funds are shareholders of those Underlying Funds and indirectly bear its proportionate share of the operating expenses, including management fees, of the Underlying Funds.

**The risk of investing in the Huntington Asset Allocation Funds is a reflection of the risks of investing in the Underlying Funds in which each Asset Allocation Fund invests. Therefore, it is important that you carefully read the prospectus for each Underlying Fund.**

**Diversification does not assure profit or protect against loss in a declining market. Asset Allocation Funds do not assure or guarantee better performance and cannot eliminate the risk of investment loss. Before investing, you should carefully read the risk disclosure for each of the Underlying Funds, which can be found in the current prospectus.**

**International investing involves special risks including currency risk, increased volatility of foreign securities, political risks and differences in auditing and other financial standards.**

**Small company stocks may be less liquid and subject to greater price volatility than larger capitalization stocks.**

**The Funds are subject to both credit and interest-rate risk. The Funds' share prices and yields will be affected by interest-rate movements, with bond prices generally moving in the opposite direction from interest rates. Credit risk refers to the bond issuers' ability to make timely payments of principal and interest.**

**For more complete information about the Huntington Asset Allocation Funds, please call 1-800-253-0412 for a prospectus or log onto our web site at [www.huntingtonfunds.com](http://www.huntingtonfunds.com). You should consider the Funds' investment objectives, risks, charges and expenses carefully before you invest. Information about these and other important subjects is in the Funds' prospectus, which you should read carefully before investing. The investment return and principal value of an investment will fluctuate so that an investor's shares when redeemed may be worth more or less than their original cost.**

The funds are distributed by Unified Financial Securities, Inc. (Member FINRA) a wholly owned subsidiary of Huntington Bancshares, Inc. and an affiliate of Huntington Asset Advisors, Inc. the advisor to the Huntington Funds.

 and Huntington® are federally registered service marks of Huntington Bancshares Incorporated.